

2024 NZ Blacksox



Warmup Games

Played 6
Won 5 Lost 1

V NY Gremlins W 4-0

V NY Gremlins L 1-2

V Tavistock W 5-0

V Tavistock W 3-0

V Ontario W 9-0

V Ontario Sel W 3-1

Super 8 Tournament

Played 6
Won 5 Lost 1

V Sakatoon Jacks

W 7-0

V Canada W 7-3

V NY Gremlins W 4-2

V Saskatoon Angels

W 7-0

V Hill United Chiefs

W 3-1 **Final** L 1-7

Back Row: Wayne LauLu, Cole Evans, Damon Creasy, Nik Hayes, Daniel Chapman, Pita Rona, Te Wera Bishop, Tyron Bartorillo, Ben Enoka, Reilly Makea, Hohepa Monk.

Front Row: Wayne Small (Manager), Imogen Blance (Physio), Bevan Matene (High Performance),

Chubb Tangaroa (Battery Coach), Thomas Enoka, Liam Potts, Rhys Evans, Tane Mumu,

Cameron Watts, Thomas Makea (Head Coach), Steve Deans (Asst Coach), Tracee Topia (Scorer)

WBSC World Cup Qualifier

Played 7 Won 5 Lost 2 Runs For 39 Runs Against 12

V Singapore W 2-0, V Israel W 10-0, V Canada W 5-1, V Argentina Lost 1-4, V Hong Kong W 12-0

Final V Argentina L 5-6, Repocharge V Canada W 4-1

WORLD CUP TICKET PUNCHED PRINCE ALBERT 2025 SEE YOU THERE

Batting Statistics																		
2024 NZ Blacksox Warmup																		
Player	G	R	PA	AB	BB	SH	SF	HP	H	2B	3B	HR	RBI	SO	SB	CS	OBP	BA
Rhys Evans	6	1	15	13	1	1	0	0	6	3	0	1	6	2	0	1	.500	.462
Tane Mumu	6	4	14	12	1	0	0	1	5	0	0	0	2	2	3	0	.571	.417
Pita Rona	6	5	14	10	4	0	0	0	3	1	0	1	2	5	0	0	.500	.300
Hohepa Monk	6	2	14	11	2	0	0	1	3	0	1	0	0	5	0	0	.429	.273
Tyron Bartorillo	6	0	15	13	2	0	0	0	3	2	0	0	0	3	0	0	.333	.231
Reilly Makea	6	2	14	12	2	0	0	0	2	1	1	0	3	4	0	0	.286	.167
Cameron Watts	6	0	15	15	0	0	0	0	0	0	0	0	0	10	0	0	.000	.000
Min 9 PA																		
Jerome Raemaki	5	3	8	4	2	2	0	0	3	1	0	0	3	0	0	0	.833	.750
Wayne Lauulu	5	0	6	4	2	0	0	0	3	0	0	0	2	1	0	0	.833	.750
Te Wera Bishop	4	1	8	7	1	0	0	0	4	0	0	0	1	1	0	0	.625	.571
Cole Evans	4	4	8	5	1	2	0	0	2	0	0	0	0	1	0	0	1.000	.400
Thomas Enoka	6	1	8	8	0	0	0	0	2	0	0	1	2	2	0	0	.250	.250
Ben Enoka	6	2	8	7	1	0	0	0	1	0	0	0	0	1	0	0	.250	.143
Liam Potts	3	0	0	0	0	0	0	0	0	0	0	0	0	0	0	0	.000	.000
Nik Hayes	3	0	0	0	0	0	0	0	0	0	0	0	0	0	0	0	.000	.000
TOTALS	6	25	147	121	19	5	0	2	37	8	2	3	21	37	3	1	.437	.306

Pitching Statistics																
Player	G	BF	W	L	IP	SO	BB	R	ER	H	2B	3B	HR	HB	WP	ERA
Liam Potts	3	38	3	0	10	10	6	0	0	3	1	0	0	1	0	0.00
Pita Rona	4	22	0	0	6	11	3	0	0	1	0	0	0	0	0	0.00
Thomas Enoka	2	18	0	0	4	5	1	0	0	3	0	0	0	0	0	0.00
Nik Hayes	3	48	2	1	12	18	2	3	3	12	1	0	0	1	0	1.75
TOTALS	6	126	5	1	32	44	12	3	3	19	2	0	0	2	0	0.66

Tyron Bartorillo




Batting	G	R	PA	AB	BB	SH	SF	HP	H	2B	3B	HR	RBI	SO	SB	CS	BA
NY Gremlin	1	0	3	2	1	0	0	0	0	0	0	0	0	1	0	0	.000
NY Gremlins	1	0	4	3	1	0	0	0	0	0	0	0	0	2	0	0	.000
Tavistock	1	0	2	2	0	0	0	0	0	0	0	0	0	0	0	0	.000
Tavistock	1	0	2	2	0	0	0	0	0	0	0	0	0	0	0	0	.000
Ontario	1	0	2	2	0	0	0	0	1	0	0	0	0	0	0	0	.500
Ontarion Select	1	0	2	2	0	0	0	0	2	2	0	0	0	0	0	0	1.000
Saskatoon Jacks	1	0	1	1	0	0	0	0	0	0	0	0	0	0	0	0	.000
Canada	1	0	1	1	0	0	0	0	0	0	0	0	0	0	0	0	.000
NY Gremlins	1	0	3	3	0	0	0	0	0	0	0	0	0	1	0	0	.000
Saskatoon Angels	1	1	3	3	0	0	0	0	2	0	1	0	0	0	0	1	.667
Hill United Chiefs	1	0	1	1	0	0	0	0	0	0	0	0	0	0	0	0	.000
Hill United Chiefs	1	0	2	2	0	0	0	0	0	0	0	0	0	1	0	0	.000
Singapore	1	0	2	2	0	0	0	0	0	0	0	0	0	1	0	0	.000
Israel	1	0	1	1	0	0	0	0	0	0	0	0	0	0	0	0	.000
Canada	1	1	3	2	0	0	0	1	1	0	0	1	1	1	0	0	.500
Argentina	1	0	1	1	0	0	0	0	0	0	0	0	0	1	0	0	.000
Hong Kong	1	2	3	2	0	1	0	0	2	1	0	0	1	0	0	0	1.000
Argentina	1	1	4	4	0	0	0	0	1	0	0	0	0	3	0	0	.250
Canada	1	0	1	1	0	0	0	0	0	0	0	0	0	1	0	0	.000
TOTAL 2024 NZ Blacksox	19	5	41	37	2	1	0	1	9	3	1	1	2	12	0	1	.243


Fielding	G	A	PO	E	PB	SB	CS	FA
Saskatoon Jacks	1	1	2	1	0	0	0	.750
NY Gremlins	1	0	4	0	0	0	0	1.000
Saskatoon Angels	1	3	0	0	0	0	0	1.000
Hill United Chiefs	1	0	5	0	0	0	0	1.000
Hill United Chiefs	1	0	0	0	0	0	0	.000
Singapore	1	1	9	0	0	0	0	1.000
Israel	1	0	0	0	0	0	0	.000
Canada	1	0	8	0	0	0	0	1.000
Hong Kong	1	0	0	0	0	0	0	.000
Argentina	1	1	4	1	0	0	0	.833
Canada	1	0	5	0	0	0	0	1.000
TOTAL 2024 NZ Blacksox	11	6	37	2	0	0	0	.956

Te Wera Bishop



Batting	G	R	PA	AB	BB	SH	SF	HP	H	2B	3B	HR	RBI	SO	SB	CS	BA
Tavistock	1	0	2	2	0	0	0	0	1	0	0	0	1	0	0	0	.500
Tavistock	1	0	2	1	1	0	0	0	1	0	0	0	0	0	0	0	1.000
Ontario	1	1	2	2	0	0	0	0	1	0	0	0	0	0	0	0	.500
Ontarion Select	1	0	2	2	0	0	0	0	1	0	0	0	0	1	0	0	.500
Saskatoon Jacks	1	1	1	0	1	0	0	0	0	0	0	0	0	0	0	0	.000
Canada	1	0	2	2	0	0	0	0	0	0	0	0	0	1	0	0	.000
NY Gremlins	1	0	1	1	0	0	0	0	1	1	0	0	2	0	0	0	1.000
Saskatoon Angels	1	0	3	3	0	0	0	0	0	0	0	0	0	1	0	0	.000
Hill United Chiefs	1	0	1	1	0	0	0	0	0	0	0	0	0	1	0	0	.000
Hill United Chiefs	1	0	2	2	0	0	0	0	0	0	0	0	0	2	0	0	.000
Singapore	1	0	2	2	0	0	0	0	0	0	0	0	0	2	0	0	.000
Israel	1	0	2	2	0	0	0	0	2	1	0	0	0	0	0	0	1.000
Canada	1	1	3	3	0	0	0	0	1	0	0	1	1	1	0	0	.333
Argentina	1	0	1	1	0	0	0	0	0	0	0	0	0	1	0	0	.000
Hong Kong	1	1	2	2	0	0	0	0	2	0	0	1	3	0	0	0	1.000
Argentina	1	1	3	2	1	0	0	0	1	0	0	1	3	1	0	0	.500
Canada	1	0	3	2	1	0	0	0	0	0	0	0	0	2	0	0	.000
TOTAL 2024 NZ Blacksox	17	5	34	30	4	0	0	0	11	2	0	3	10	13	0	0	.367
Fielding	G	A	PO	E	PB	SB	CS	FA									
Canada	1	0	8	0	0	0	0	1.000									
Saskatoon Angels	1	1	10	0	0	0	1	1.000									
Hill United Chiefs	1	0	4	0	0	0	0	1.000									
Singapore	1	0	5	0	0	0	0	1.000									
Israel	1	0	4	0	0	0	0	1.000									
Canada	1	0	10	0	0	0	0	1.000									
Hong Kong	1	1	7	0	0	0	0	1.000									
Argentina	1	0	6	0	0	0	0	1.000									
Canada	1	1	7	0	0	0	0	1.000									
TOTAL 2024 NZ Blacksox	9	3	61	0	0	0	1	1.000									

Damon Creasy	Batting	G	R	PA	AB	BB	SH	SF	HP	H	2B	3B	HR	RBI	SO	SB	CS	BA	
	Singapore	1	0	0	0	0	0	0	0	0	0	0	0	0	0	0	0	.000	
	Israel	1	1	1	0	1	0	0	0	0	0	0	0	0	0	0	0	.000	
	Canada	1	0	1	1	0	0	0	0	0	0	0	0	0	1	0	0	.000	
	Argentina	1	0	1	1	0	0	0	0	0	0	0	0	0	1	0	0	.000	
	Hong Kong	1	0	2	2	0	0	0	0	0	0	0	0	0	0	0	0	.000	
	Argentina	1	1	0	0	0	0	0	0	0	0	0	0	0	0	0	0	.000	
	Canada	1	0	0	0	0	0	0	0	0	0	0	0	0	0	1	0	.000	
	TOTAL 2024 NZ Blacksox	7	2	5	4	1	0	0	0	0	0	0	0	0	0	2	1	0	.000
	Fielding	G	A	PO	E	PB	SB	CS	FA										
	Singapore	1	0	0	0	0	0	0	.000										
Israel	1	0	0	0	0	0	0	.000											
Canada	1	0	0	0	0	0	0	.000											
Argentina	1	0	3	0	0	0	0	1.000											
Hong Kong	1	0	0	0	0	0	0	.000											
Canada	1	0	0	0	0	0	0	.000											
TOTAL 2024 NZ Blacksox	6	0	3	0	0	0	0	1.000											

Wayne Lau	Batting	G	R	PA	AB	BB	SH	SF	HP	H	2B	3B	HR	RBI	SO	SB	CS	BA	
	NY Gremlin	1	0	0	0	0	0	0	0	0	0	0	0	0	0	0	0	.000	
	NY Gremlins	1	0	0	0	0	0	0	0	0	0	0	0	0	0	0	0	.000	
	Tavistock	1	0	2	1	1	0	0	0	1	0	0	0	0	0	0	0	1.000	
	Tavistock	1	0	2	1	1	0	0	0	0	0	0	0	0	1	0	0	.000	
	Ontario	1	0	2	2	0	0	0	0	2	0	0	0	0	2	0	0	1.000	
	Saskatoon Jacks	1	0	1	1	0	0	0	0	0	0	0	0	0	0	0	0	.000	
	Canada	1	1	1	1	0	0	0	0	1	0	0	0	0	0	0	0	1.000	
	NY Gremlins	1	0	3	3	0	0	0	0	0	0	0	0	0	0	1	0	.000	
	Hill United Chiefs	1	0	1	1	0	0	0	0	1	0	0	0	0	0	0	0	1.000	
	Hill United Chiefs	1	1	2	2	0	0	0	0	1	0	0	1	1	0	0	0	.500	
	Singapore	1	0	2	2	0	0	0	0	0	0	0	0	0	0	1	0	.000	
	Israel	1	0	1	1	0	0	0	0	0	0	0	0	0	0	0	0	.000	
	Canada	1	0	3	3	0	0	0	0	0	0	0	0	0	0	0	0	.000	
	Argentina	1	0	1	1	0	0	0	0	0	0	0	0	0	0	0	0	.000	
	Argentina	1	0	4	4	0	0	0	0	2	0	0	0	0	0	0	0	.500	
	Canada	1	1	3	3	0	0	0	0	2	1	0	0	1	0	0	0	.667	
	TOTAL 2024 NZ Blacksox	16	3	28	26	2	0	0	0	0	10	1	0	1	4	3	0	0	.385

Ben Enoka




Batting	G	R	PA	AB	BB	SH	SF	HP	H	2B	3B	HR	RBI	SO	SB	CS	BA
NY Gremlin	1	0	0	0	0	0	0	0	0	0	0	0	0	0	0	0	.000
NY Gremlins	1	0	0	0	0	0	0	0	0	0	0	0	0	0	0	0	.000
Tavistock	1	1	2	2	0	0	0	0	0	0	0	0	0	0	0	0	.000
Tavistock	1	0	2	2	0	0	0	0	0	0	0	0	0	0	0	0	.000
Ontario	1	1	2	2	0	0	0	0	1	0	0	0	0	1	0	0	.500
Ontarion Select	1	0	2	1	1	0	0	0	0	0	0	0	0	0	0	0	.000
Saskatoon Jacks	1	0	2	2	0	0	0	0	2	0	0	0	0	0	0	0	1.000
Canada	1	2	4	4	0	0	0	0	2	1	0	0	2	1	1	0	.500
NY Gremlins	1	1	4	4	0	0	0	0	1	0	0	0	0	2	0	0	.250
Hill United Chiefs	1	0	3	2	0	1	0	0	0	0	0	0	0	1	0	0	.000
Hill United Chiefs	1	0	3	3	0	0	0	0	0	0	0	0	0	1	0	0	.000
Singapore	1	1	3	3	0	0	0	0	1	0	0	1	1	1	0	0	.333
Israel	1	1	2	2	0	0	0	0	1	0	0	0	0	0	0	0	.500
Canada	1	0	4	1	3	0	0	0	1	1	0	0	1	0	1	0	1.000
Argentina	1	0	3	1	2	0	0	0	0	0	0	0	0	1	0	0	.000
Argentina	1	0	4	4	0	0	0	0	0	0	0	0	1	1	0	0	.000
Canada	1	2	3	1	2	0	0	0	1	0	0	1	1	0	0	1	1.000
TOTAL 2024 NZ Blacksox	17	9	43	34	8	1	0	0	10	2	0	2	6	9	2	1	.294

Fielding	G	A	PO	E	PB	SB	CS	FA
Saskatoon Jacks	1	0	0	0	0	0	0	.000
Canada	1	1	2	0	0	0	0	1.000
NY Gremlins	1	0	1	0	0	0	0	1.000
Hill United Chiefs	1	0	1	0	0	0	0	1.000
Hill United Chiefs	1	0	0	0	0	0	0	.000
Singapore	1	0	0	0	0	0	0	.000
Israel	1	0	0	0	0	0	0	.000
Canada	1	0	1	0	0	0	0	1.000
Argentina	1	0	1	0	0	0	0	1.000
Argentina	1	0	2	0	0	0	0	1.000
Canada	1	0	0	0	0	0	0	.000
TOTAL 2024 NZ Blacksox	11	1	8	0	0	0	0	1.000


Thomas Enoka



Batting	G	R	PA	AB	BB	SH	SF	HP	H	2B	3B	HR	RBI	SO	SB	CS	BA
NY Gremlin	1	0	0	0	0	0	0	0	0	0	0	0	0	0	0	0	.000
NY Gremlins	1	0	0	0	0	0	0	0	0	0	0	0	0	0	0	0	.000
Tavistock	1	0	2	2	0	0	0	0	0	0	0	0	0	1	0	0	.000
Tavistock	1	0	2	2	0	0	0	0	1	0	0	0	0	0	0	0	.500
Ontario	1	1	2	2	0	0	0	0	1	0	0	1	2	1	0	0	.500
Ontarion Select	1	0	2	2	0	0	0	0	0	0	0	0	0	0	0	0	.000
Saskatoon Jacks	1	1	3	3	0	0	0	0	1	1	0	0	0	0	0	0	.333
Canada	1	1	4	3	1	0	0	0	0	0	0	0	0	1	0	0	.000
NY Gremlins	1	0	1	1	0	0	0	0	0	0	0	0	0	1	0	0	.000
Saskatoon Angels	1	0	4	3	1	0	0	0	1	0	0	0	1	0	0	0	.333
Hill United Chiefs	1	0	3	3	0	0	0	0	0	0	0	0	0	0	0	0	.000
Hill United Chiefs	1	0	3	3	0	0	0	0	0	0	0	0	0	1	0	0	.000
Singapore	1	0	3	2	0	1	0	0	1	1	0	0	0	1	0	0	.500
Israel	1	1	3	1	1	1	0	0	0	0	0	0	1	0	0	0	.000
Canada	1	1	4	4	0	0	0	0	1	0	0	0	0	0	0	0	.250
Argentina	1	0	3	1	2	0	0	0	0	0	0	0	0	0	0	0	.000
Hong Kong	1	0	2	2	0	0	0	0	0	0	0	0	0	1	0	0	.000
Argentina	1	0	4	3	1	0	0	0	1	0	0	0	0	2	0	0	.333
Canada	1	1	3	3	0	0	0	0	1	0	0	0	0	2	0	0	.333
TOTAL 2024 NZ Blacksox	19	6	48	40	6	2	0	0	8	2	0	1	4	11	0	0	.200
Pitching	G	BF	W	L	IP	R	ER	H	2B	3B	HR	BB	HB	SO	WP	ERA	
NY Gremlins	1	7	0	0	2	0	0	1	0	0	0	0	0	2	0	0.00	
Tavistock	1	11	0	0	2	0	0	2	0	0	0	1	0	3	0	0.00	
Hill United Chiefs	1	10	1	0	3	0	0	0	0	0	0	3	0	0	0	0.00	
Israel	1	6	0	0	2	0	0	0	0	0	0	0	0	2	0	0.00	
Argentina	1	5	0	0	1.2	0	0	0	0	0	0	1	0	1	0	0.00	
TOTAL 2024 NZ Blacksox	5	39	1	0	10.2	0	0	3	0	0	0	5	0	8	0	0.00	
Fielding	G	A	PO	E	PB	SB	CS	FA									
Saskatoon Jacks	1	0	0	0	0	0	0	.000									
Canada	1	0	3	0	0	0	0	1.000									
NY Gremlins	1	0	2	0	0	0	0	1.000									
Saskatoon Angels	1	0	0	0	0	0	0	.000									
Hill United Chiefs	1	0	0	0	0	0	0	.000									
Hill United Chiefs	1	0	1	0	0	0	0	1.000									
Singapore	1	0	1	0	0	0	0	1.000									
Israel	1	1	0	0	0	0	0	1.000									
Canada	1	0	1	0	0	0	0	1.000									
Argentina	1	0	0	0	0	0	0	.000									
Hong Kong	1	0	1	0	0	0	0	1.000									
Argentina	1	0	2	0	0	0	0	1.000									
Canada	1	0	0	0	0	0	0	.000									
TOTAL 2024 NZ Blacksox	13	1	11	0	0	0	0	1.000									

Rhys Evans	Batting	G	R	PA	AB	BB	SH	SF	HP	H	2B	3B	HR	RBI	SO	SB	CS	BA
	NY Gremlin	1	0	3	3	0	0	0	0	2	1	0	0	2	0	0	1	.667
	NY Gremlins	1	0	4	4	0	0	0	0	2	1	0	0	1	1	0	0	.500
	Tavistock	1	0	2	1	0	1	0	0	0	0	0	0	1	1	0	0	.000
	Tavistock	1	0	2	1	1	0	0	0	1	1	0	0	1	0	0	0	1.000
	Ontario	1	0	2	2	0	0	0	0	0	0	0	0	0	0	0	0	.000
	Ontarion Select	1	1	2	2	0	0	0	0	1	0	0	1	1	0	0	0	.500
	Saskatoon Jacks	1	0	2	2	0	0	0	0	0	0	0	0	0	1	0	0	.000
	Canada	1	1	2	2	0	0	0	0	0	0	0	0	0	1	0	0	.000
	NY Gremlins	1	0	2	1	0	1	0	0	0	0	0	0	0	1	0	0	.000
	Saskatoon Angels	1	0	3	3	0	0	0	0	1	0	1	0	0	1	0	0	.333
	Hill United Chiefs	1	0	2	2	0	0	0	0	1	0	0	0	0	1	0	0	.500
	Hill United Chiefs	1	0	1	0	0	0	0	1	0	0	0	0	0	0	0	0	.000
	Singapore	1	0	3	3	0	0	0	0	0	0	0	0	0	1	0	0	.000
	Israel	1	0	2	2	0	0	0	0	0	0	0	0	0	0	0	0	.000
	Canada	1	0	3	3	0	0	0	0	0	0	0	0	0	1	0	0	.000
	Argentina	1	0	3	3	0	0	0	0	0	0	0	0	0	0	0	0	.000
	Hong Kong	1	0	2	2	0	0	0	0	0	0	0	0	0	0	0	0	.000
	Argentina	1	2	3	2	0	0	0	1	1	0	0	0	1	1	0	0	.500
	Canada	1	0	3	3	0	0	0	0	1	0	0	0	2	1	1	0	.333
	TOTAL 2024 NZ Blacksox		19	4	46	41	1	2	0	2	10	3	1	1	9	11	1	1

Fielding	G	A	PO	E	PB	SB	CS	FA
Saskatoon Jacks	1	0	0	0	0	0	0	.000
Canada	1	0	0	0	0	0	0	.000
NY Gremlins	1	1	1	0	0	0	0	1.000
Saskatoon Angels	1	1	1	0	0	0	0	1.000
Hill United Chiefs	1	3	0	0	0	0	0	1.000
Hill United Chiefs	1	3	0	0	0	0	0	1.000
Singapore	1	2	0	0	0	0	0	1.000
Israel	1	2	0	0	0	0	0	1.000
Canada	1	3	0	0	0	0	0	1.000
Argentina	1	5	0	0	0	0	0	1.000
Hong Kong	1	1	0	0	0	0	0	1.000
Argentina	1	1	2	0	0	0	0	1.000
Canada	1	1	2	0	0	0	0	1.000
TOTAL 2024 NZ Blacksox		13	23	6	0	0	0	1.000

Cole Evans	Batting	G	R	PA	AB	BB	SH	SF	HP	H	2B	3B	HR	RBI	SO	SB	CS	BA		
	Tavistock	1	0	2	1	1	0	0	0	0	0	0	0	0	0	0	0	.000		
	Tavistock	1	2	2	2	0	0	0	0	1	0	0	0	0	0	0	0	.500		
	Ontario	1	1	2	1	0	1	0	0	1	0	0	0	0	0	0	0	1.000		
	Ontario Select	1	1	2	1	0	1	0	0	0	0	0	0	0	0	1	0	.000		
	Saskatoon Jacks	1	1	3	3	0	0	0	0	1	0	0	0	0	0	1	1	0	.333	
	Canada	1	0	3	3	0	0	0	0	0	0	0	0	0	0	0	0	0	.000	
	NY Gremlins	1	1	4	3	1	0	0	0	1	0	0	0	0	0	1	0	0	.333	
	Hill United Chiefs	1	2	3	2	1	0	0	0	0	1	0	0	1	1	0	0	0	.500	
	Hill United Chiefs	1	0	2	2	0	0	0	0	0	1	1	0	0	0	0	0	0	.500	
	Singapore	1	1	3	1	2	0	0	0	0	0	0	0	0	0	0	0	1	0	.000
	Israel	1	1	2	2	0	0	0	0	0	1	0	0	1	4	0	0	0	.500	
	Canada	1	1	3	3	0	0	0	0	0	1	0	0	1	2	1	0	0	.333	
	Argentina	1	1	3	1	2	0	0	0	0	1	0	0	1	1	0	0	0	1.000	
	Hong Kong	1	1	1	1	0	0	0	0	0	1	0	0	0	0	0	0	0	1.000	
	Argentina	1	0	4	4	0	0	0	0	0	0	0	0	0	0	3	0	0	.000	
	Canada	1	0	3	2	1	0	0	0	0	0	0	0	0	0	1	0	0	.000	
TOTAL 2024 NZ Blacksox		16	13	42	32	8	2	0	0	10	1	0	4	8	8	2	0	.313		

Fielding	G	A	PO	E	PB	SB	CS	FA
Saskatoon Jacks	1	2	2	0	0	0	0	1.000
Canada	1	2	1	0	0	0	0	1.000
NY Gremlins	1	4	2	0	0	0	0	1.000
Hill United Chiefs	1	1	2	0	0	0	0	1.000
Hill United Chiefs	1	2	3	0	0	0	0	1.000
Singapore	1	2	1	0	0	0	0	1.000
Israel	1	0	0	0	0	0	0	.000
Canada	1	0	0	0	0	0	0	.000
Argentina	1	0	2	1	0	0	0	.667
Hong Kong	1	0	0	0	0	0	0	.000
Argentina	1	1	1	0	0	0	0	1.000
Canada	1	3	0	0	0	0	0	1.000
TOTAL 2024 NZ Blacksox		12	17	14	1	0	0	.969


Nik Hayes



Batting	G	R	PA	AB	BB	SH	SF	HP	H	2B	3B	HR	RBI	SO	SB	CS	BA
NY Gremlins	1	0	0	0	0	0	0	0	0	0	0	0	0	0	0	0	.000
Tavistock	1	0	0	0	0	0	0	0	0	0	0	0	0	0	0	0	.000
Ontarion Select	1	0	0	0	0	0	0	0	0	0	0	0	0	0	0	0	.000
Canada	1	0	0	0	0	0	0	0	0	0	0	0	0	0	0	0	.000
Hill United Chiefs	1	0	0	0	0	0	0	0	0	0	0	0	0	0	0	0	.000
Singapore	1	0	0	0	0	0	0	0	0	0	0	0	0	0	0	0	.000
Argentina	1	0	0	0	0	0	0	0	0	0	0	0	0	0	0	0	.000
Hong Kong	1	0	0	0	0	0	0	0	0	0	0	0	0	0	0	0	.000
Argentina	1	0	0	0	0	0	0	0	0	0	0	0	0	0	0	0	.000
TOTAL 2024 NZ Blacksox	9	0	0	0	0	0	0	0	0	0	0	0	0	0	0	0	.000


Pitching	G	BF	W	L	IP	R	ER	H	2B	3B	HR	BB	HB	SO	WP	ERA
NY Gremlins	1	13	0	1	3	2	2	4	0	0	0	0	0	6	0	4.67
Tavistock	1	14	1	0	4	0	0	1	0	0	0	2	0	6	0	0.00
Ontarion Select	1	21	1	0	5	1	1	7	1	0	0	0	1	6	0	1.40
Canada	1	15	0	0	3	3	2	4	0	0	0	2	0	2	1	4.67
Hill United Chiefs	1	8	0	1	1	4	4	2	0	0	1	4	0	0	0	28.00
Singapore	1	7	0	0	2	0	0	0	0	0	0	1	0	3	0	0.00
Argentina	1	8	0	0	1.1	3	2	3	0	0	1	1	0	1	0	10.50
Hong Kong	1	5	0	0	1	0	0	1	0	0	0	1	0	2	0	0.00
TOTAL 2024 NZ Blacksox	8	91	2	2	20.1	13	11	22	1	0	2	11	1	26	1	3.79

Fielding	G	A	PO	E	PB	SB	CS	FA
Canada	1	0	0	1	0	0	0	.000
Hill United Chiefs	1	0	0	0	0	0	0	.000
Singapore	1	0	0	0	0	0	0	.000
Argentina	1	0	0	0	0	0	0	.000
Hong Kong	1	0	0	0	0	0	0	.000
TOTAL 2024 NZ Blacksox	5	0	0	1	0	0	0	.000


Reilly Makea	Batting	G	R	PA	AB	BB	SH	SF	HP	H	2B	3B	HR	RBI	SO	SB	CS	BA
	NY Gremlin	1	1	3	2	1	0	0	0	0	0	0	0	0	0	0	0	.000
	NY Gremlins	1	0	3	3	0	0	0	0	0	0	0	0	0	2	0	0	.000
	Tavistock	1	1	3	3	0	0	0	0	1	1	0	0	2	1	0	0	.333
	Tavistock	1	0	2	2	0	0	0	0	1	0	1	0	1	1	0	0	.500
	Ontario	1	0	2	2	0	0	0	0	0	0	0	0	0	0	0	0	.000
	Ontarion Select	1	0	1	0	1	0	0	0	0	0	0	0	0	0	0	0	.000
	Saskatoon Jacks	1	1	3	3	0	0	0	0	1	0	0	1	2	0	0	0	.333
	Canada	1	0	3	3	0	0	0	0	1	0	0	0	1	1	0	0	.333
	NY Gremlins	1	0	2	2	0	0	0	0	0	0	0	0	0	2	0	0	.000
	Saskatoon Angels	1	2	4	4	0	0	0	0	3	0	0	1	3	0	1	0	.750
	Hill United Chiefs	1	1	2	1	0	0	1	0	1	1	0	0	0	0	0	0	1.000
	Hill United Chiefs	1	0	3	3	0	0	0	0	0	0	0	0	0	1	0	0	.000
	Singapore	1	0	3	3	0	0	0	0	1	0	0	0	0	0	0	0	.333
	Israel	1	2	3	3	0	0	0	0	3	0	0	0	1	0	0	0	1.000
	Canada	1	0	3	3	0	0	0	0	0	0	0	0	0	2	0	0	.000
	Argentina	1	0	3	3	0	0	0	0	0	0	0	0	0	1	0	0	.000
	Hong Kong	1	2	3	3	0	0	0	0	3	0	0	2	4	0	0	0	1.000
	Argentina	1	0	4	3	1	0	0	0	1	0	0	0	0	2	0	0	.333
	Canada	1	0	3	2	0	1	0	0	0	0	0	0	0	1	0	0	.000
	TOTAL 2024 NZ Blacksox		19	10	53	48	3	1	1	0	16	2	1	4	14	14	1	0

Pitching	G	BF	W	L	IP	R	ER	H	2B	3B	HR	BB	HB	SO	WP	ERA
Hill United Chiefs	1	8	0	0	2	1	0	0	0	0	0	2	0	1	1	0.00
TOTAL 2024 NZ Blacksox	1	8	0	0	2	1	0	0	0	0	0	2	0	1	1	0.00


Fielding	G	A	PO	E	PB	SB	CS	FA
Saskatoon Jacks	1	0	0	0	0	0	0	.000
Canada	1	0	0	0	0	0	0	.000
NY Gremlins	1	0	1	0	0	0	0	1.000
Saskatoon Angels	1	0	0	0	0	0	0	.000
Hill United Chiefs	1	0	0	0	0	0	0	.000
Hill United Chiefs	1	0	0	0	0	0	0	.000
Singapore	1	0	0	0	0	0	0	.000
Israel	1	0	0	0	0	0	0	.000
Canada	1	0	0	0	0	0	0	.000
Argentina	1	0	0	0	0	0	0	.000
Hong Kong	1	0	0	0	0	0	0	.000
Argentina	1	0	0	0	0	0	0	.000
Canada	1	0	2	0	0	0	0	1.000
TOTAL 2024 NZ Blacksox	13	0	3	0	0	0	0	1.000

Hohepa Monk	Batting	G	R	PA	AB	BB	SH	SF	HP	H	2B	3B	HR	RBI	SO	SB	CS	BA	
	NY Gremlin	1	1	3	3	0	0	0	0	1	0	1	0	0	1	0	0	.333	
	NY Gremlins	1	0	3	3	0	0	0	0	1	0	0	0	0	1	0	0	.333	
	Tavistock	1	1	3	2	1	0	0	0	0	0	0	0	0	1	0	0	.000	
	Tavistock	1	0	2	2	0	0	0	0	1	0	0	0	0	1	0	0	.500	
	Ontario	1	0	2	1	1	0	0	0	0	0	0	0	0	1	0	0	.000	
	Ontarion Select	1	0	1	0	0	0	0	1	0	0	0	0	0	0	0	0	.000	
	Saskatoon Jacks	1	1	2	2	0	0	0	0	1	0	0	0	0	2	0	1	.500	
	Canada	1	0	1	1	0	0	0	0	0	0	0	0	0	1	0	0	.000	
	NY Gremlins	1	1	3	3	0	0	0	0	2	0	0	0	0	1	0	0	.667	
	Saskatoon Angels	1	1	3	3	0	0	0	0	2	1	1	0	0	1	0	0	.667	
	Hill United Chiefs	1	0	3	2	1	0	0	0	0	0	0	0	0	2	0	1	.000	
	Hill United Chiefs	1	0	1	1	0	0	0	0	0	0	0	0	0	1	0	0	.000	
	Singapore	1	0	1	0	1	0	0	0	0	0	0	0	0	0	0	0	.000	
	Israel	1	1	2	2	0	0	0	0	1	0	0	1	1	0	0	0	.500	
	Canada	1	1	1	1	0	0	0	0	1	0	0	0	0	0	0	0	1.000	
	Argentina	1	0	2	2	0	0	0	0	0	0	0	0	0	1	0	0	.000	
	Hong Kong	1	2	2	1	0	0	0	0	1	1	1	0	0	1	0	0	1.000	
	Canada	1	0	2	2	0	0	0	0	0	0	0	0	0	2	0	0	.000	
	TOTAL 2024 NZ Blacksox		18	9	37	31	4	0	0	2	11	2	2	1	4	14	1	1	.355

Fielding	G	A	PO	E	PB	SB	CS	FA
Saskatoon Jacks	1	0	0	0	0	0	0	.000
NY Gremlins	1	0	1	0	0	0	0	1.000
Saskatoon Angels	1	0	0	0	0	0	0	.000
Hill United Chiefs	1	0	4	0	0	0	0	1.000
Singapore	1	0	0	0	0	0	0	.000
Israel	1	0	0	0	0	0	0	.000
Argentina	1	0	2	0	0	0	0	1.000
Hong Kong	1	0	0	0	0	0	0	.000
Canada	1	0	4	0	0	0	0	1.000
TOTAL 2024 NZ Blacksox	9	0	11	0	0	0	0	1.000


Tane Mumu	Batting	G	R	PA	AB	BB	SH	SF	HP	H	2B	3B	HR	RBI	SO	SB	CS	BA	
	NY Gremlin	1	1	3	3	0	0	0	0	1	0	0	0	2	1	0	0	.333	
	NY Gremlins	1	0	3	2	0	0	0	1	1	0	0	0	0	1	0	0	.500	
	Tavistock	1	0	2	2	0	0	0	0	1	0	0	0	0	0	2	0	.500	
	Tavistock	1	0	2	2	0	0	0	0	0	0	0	0	0	0	0	0	.000	
	Ontario	1	3	2	2	0	0	0	0	2	0	0	0	0	0	0	0	1.000	
	Ontarion Select	1	0	2	1	1	0	0	0	0	0	0	0	0	0	0	1	0	.000
	Saskatoon Jacks	1	1	3	2	0	1	0	0	1	0	0	0	0	0	0	1	0	.500
	Canada	1	0	2	2	0	0	0	0	0	0	0	0	0	0	0	0	0	.000
	NY Gremlins	1	0	1	1	0	0	0	0	0	0	0	0	0	0	0	0	0	.000
	Saskatoon Angels	1	2	4	3	0	1	0	0	1	0	0	0	1	0	0	0	0	.333
	Hill United Chiefs	1	0	2	2	0	0	0	0	0	0	0	0	0	0	1	0	0	.000
	Hill United Chiefs	1	0	2	2	0	0	0	0	0	1	1	0	0	0	0	0	0	.500
	Singapore	1	0	2	1	1	0	0	0	0	0	0	0	0	0	0	1	0	.000
	Israel	1	1	2	1	1	0	0	0	0	0	0	0	0	0	1	0	0	.000
	Canada	1	0	2	2	0	0	0	0	0	0	0	0	0	0	0	0	0	.000
	Argentina	1	0	2	2	0	0	0	0	0	0	0	0	0	0	0	0	0	.000
	Hong Kong	1	2	3	2	1	0	0	0	1	1	0	0	0	0	0	1	0	.500
	Argentina	1	0	3	3	0	0	0	0	2	0	0	0	0	1	1	0	0	.667
	Canada	1	0	2	2	0	0	0	0	0	0	0	0	0	1	0	0	0	.000
	TOTAL 2024 NZ Blacksox		19	10	44	37	4	2	0	1	11	2	0	0	3	6	7	0	.297

Fielding	G	A	PO	E	PB	SB	CS	FA
Saskatoon Jacks	1	2	0	1	0	0	0	.667
Canada	1	2	3	0	0	0	0	1.000
NY Gremlins	1	2	2	0	0	0	0	1.000
Saskatoon Angels	1	2	1	0	0	0	0	1.000
Hill United Chiefs	1	6	1	0	0	0	0	1.000
Hill United Chiefs	1	5	3	0	0	0	0	1.000
Singapore	1	1	1	1	0	0	0	.667
Israel	1	1	0	1	0	0	0	.500
Canada	1	4	1	1	0	0	0	.833
Argentina	1	1	2	0	0	0	0	1.000
Hong Kong	1	0	1	0	0	0	0	1.000
Argentina	1	1	0	0	0	0	0	1.000
Canada	1	0	0	0	0	0	0	.000
TOTAL 2024 NZ Blacksox		13	27	15	4	0	0	.913

Liam Potts	Batting	G	R	PA	AB	BB	SH	SF	HP	H	2B	3B	HR	RBI	SO	SB	CS	BA
	NY Gremlin	1	0	0	0	0	0	0	0	0	0	0	0	0	0	0	0	.000
	Tavistock	1	0	0	0	0	0	0	0	0	0	0	0	0	0	0	0	.000
	Ontario	1	0	0	0	0	0	0	0	0	0	0	0	0	0	0	0	.000
	Saskatoon Jacks	1	0	0	0	0	0	0	0	0	0	0	0	0	0	0	0	.000
	Saskatoon Angels	1	0	0	0	0	0	0	0	0	0	0	0	0	0	0	0	.000
	Hill United Chiefs	1	0	1	1	0	0	0	0	0	0	0	0	0	1	0	0	.000
	Singapore	1	0	0	0	0	0	0	0	0	0	0	0	0	0	0	0	.000
	Israel	1	0	0	0	0	0	0	0	0	0	0	0	0	0	0	0	.000
	Canada	1	0	0	0	0	0	0	0	0	0	0	0	0	0	0	0	.000
	Argentina	1	0	0	0	0	0	0	0	0	0	0	0	0	0	0	0	.000
	Hong Kong	1	0	0	0	0	0	0	0	0	0	0	0	0	0	0	0	.000
	TOTAL 2024 NZ Blacksox	11	0	1	1	0	0	0	0	0	0	0	0	0	1	0	0	.000


Pitching	G	BF	W	L	IP	R	ER	H	2B	3B	HR	BB	HB	SO	WP	ERA
NY Gremlin	1	9	1	0	3	0	0	0	0	0	0	0	0	4	0	0.00
Tavistock	1	15	1	0	4	0	0	1	1	0	0	3	0	3	0	0.00
Ontario	1	14	1	0	3	0	0	2	0	0	0	3	1	3	0	0.00
Saskatoon Jacks	1	16	1	0	4	1	0	3	0	2	0	2	0	5	0	0.00
Saskatoon Angels	1	17	1	0	4.2	0	0	2	0	0	0	0	2	6	0	0.00
Hill United Chiefs	1	9	0	0	2	1	1	2	0	0	0	1	0	1	0	3.50
Singapore	1	8	0	0	2	0	0	1	1	0	0	1	0	1	0	0.00
Israel	1	3	1	0	1	0	0	0	0	0	0	0	0	2	0	0.00
Canada	1	3	0	0	0.1	0	0	2	1	0	0	0	0	0	0	0.00
Argentina	1	16	0	1	4	1	1	4	1	1	0	1	0	5	0	1.75
Hong Kong	1	8	1	0	2	0	0	1	0	0	0	2	0	5	1	0.00
TOTAL 2024 NZ Blacksox	11	118	7	1	30	3	2	18	4	3	0	13	3	35	1	0.47

Fielding	G	A	PO	E	PB	SB	CS	FA
Saskatoon Jacks	1	0	0	0	0	0	0	.000
Saskatoon Angels	1	1	0	0	0	0	0	1.000
Hill United Chiefs	1	2	0	0	0	0	0	1.000
Singapore	1	2	0	1	0	0	0	.667
Israel	1	0	1	0	0	0	0	1.000
Canada	1	0	0	0	0	0	0	.000
Argentina	1	1	0	0	0	0	0	1.000
Hong Kong	1	0	0	0	0	0	0	.000
TOTAL 2024 NZ Blacksox	8	6	1	1	0	0	0	.875


Jerome Raemaki	Batting	G	R	PA	AB	BB	SH	SF	HP	H	2B	3B	HR	RBI	SO	SB	CS	BA
	NY Gremlins	1	0	0	0	0	0	0	0	0	0	0	0	0	0	0	0	.000
	Tavistock	1	1	2	1	1	0	0	0	1	1	0	0	1	0	0	0	1.000
	Tavistock	1	0	2	1	0	1	0	0	0	0	0	0	0	0	0	0	.000
	Ontario	1	1	2	2	0	0	0	0	2	0	0	0	1	0	0	0	1.000
	Ontarion Select	1	1	2	0	1	1	0	0	0	0	0	0	1	0	0	0	.000
	Saskatoon Jacks	1	1	2	2	0	0	0	0	2	0	0	1	3	0	0	0	1.000
	Canada	1	1	4	2	2	0	0	0	0	0	0	0	0	1	0	0	.000
	NY Gremlins	1	1	3	3	0	0	0	0	1	1	0	0	0	0	0	0	.333
	Hill United Chiefs	1	0	2	1	1	0	0	0	0	0	0	0	0	1	0	0	.000
	Hill United Chiefs	1	0	3	3	0	0	0	0	0	0	0	0	0	1	0	0	.000
	TOTAL 2024 NZ Blacksox	10	6	22	15	5	2	0	0	0	6	2	0	1	6	3	0	0

Fielding	G	A	PO	E	PB	SB	CS	FA
Saskatoon Jacks	1	0	4	0	0	0	0	1.000
Canada	1	0	4	0	0	0	0	1.000
NY Gremlins	1	0	3	0	0	0	0	1.000
Hill United Chiefs	1	0	5	0	0	0	0	1.000
Hill United Chiefs	1	0	6	0	0	0	0	1.000
TOTAL 2024 NZ Blacksox	5	0	22	0	0	0	0	1.000




Pita Rona	Batting	G	R	PA	AB	BB	SH	SF	HP	H	2B	3B	HR	RBI	SO	SB	CS	BA	
	NY Gremlin	1	1	3	2	1	0	0	0	1	0	0	0	0	1	0	0	.500	
	NY Gremlins	1	1	3	2	1	0	0	0	1	1	0	0	0	1	0	0	.500	
	Tavistock	1	1	3	2	1	0	0	0	0	0	0	0	0	1	1	0	0	.000
	Tavistock	1	1	2	1	1	0	0	0	0	0	0	0	0	0	1	0	0	.000
	Ontario	1	1	2	2	0	0	0	0	0	1	0	0	1	1	0	0	0	.500
	Ontarion Select	1	0	1	1	0	0	0	0	0	0	0	0	0	0	1	0	0	.000
	Saskatoon Jacks	1	0	2	2	0	0	0	0	0	1	0	0	0	0	1	0	0	.500
	Canada	1	1	3	3	0	0	0	0	0	0	0	0	0	0	1	0	0	.000
	NY Gremlins	1	0	0	0	0	0	0	0	0	0	0	0	0	0	0	0	0	.000
	Saskatoon Angels	1	0	3	3	0	0	0	0	0	1	1	0	0	0	1	0	0	.333
	Hill United Chiefs	1	0	0	0	0	0	0	0	0	0	0	0	0	0	0	0	0	.000
	Hill United Chiefs	1	0	0	0	0	0	0	0	0	0	0	0	0	0	0	0	0	.000
	Singapore	1	0	0	0	0	0	0	0	0	0	0	0	0	0	0	0	0	.000
	Israel	1	1	3	3	0	0	0	0	0	1	0	0	1	3	1	0	0	.333
	Canada	1	0	0	0	0	0	0	0	0	0	0	0	0	0	0	0	0	.000
	Argentina	1	0	2	2	0	0	0	0	0	0	0	0	0	0	2	0	0	.000
	Argentina	1	0	0	0	0	0	0	0	0	0	0	0	0	0	0	0	0	.000
	Canada	1	0	0	0	0	0	0	0	0	0	0	0	0	0	0	0	0	.000
	TOTAL 2024 NZ Blacksox		18	7	27	23	4	0	0	0	6	2	0	2	5	11	0	0	.261

Pitching	G	BF	W	L	IP	R	ER	H	2B	3B	HR	BB	HB	SO	WP	ERA	
NY Gremlin	1	7	0	0	2	0	0	0	0	0	0	1	0	3	0	0.00	
Tavistock	1	6	0	0	2	0	0	0	0	0	0	1	0	2	0	0.00	
Ontario	1	3	0	0	1	0	0	0	0	0	0	0	0	2	0	0.00	
Ontarion Select	1	6	0	0	1	0	0	1	0	0	0	1	0	4	0	0.00	
Canada	1	10	1	0	3	0	0	1	0	0	0	0	0	2	0	0.00	
NY Gremlins	1	19	0	0	5	1	1	2	0	0	0	3	1	2	0	1.40	
Hill United Chiefs	1	9	0	0	2	0	0	0	0	0	0	2	0	2	1	0.00	
Hill United Chiefs	1	15	0	0	4	2	1	3	1	0	0	1	0	3	0	1.75	
Singapore	1	12	1	0	3	0	0	1	1	0	0	1	0	5	0	0.00	
Canada	1	17	1	0	5	0	0	0	0	0	0	1	0	6	0	0.00	
Argentina	1	17	0	0	3.1	4	4	3	1	0	1	4	1	2	0	8.40	
Canada	1	25	1	0	7	1	1	3	1	0	1	1	0	8	0	1.00	
TOTAL 2024 NZ Blacksox		12	146	4	0	38.1	8	7	14	4	0	2	16	2	41	1	1.28

Pita Rona	Fielding	G	A	PO	E	PB	SB	CS	FA
	Saskatoon Jacks	1	0	2	0	0	0	0	1.000
	Canada	1	0	0	0	0	0	0	.000
	NY Gremlins	1	0	0	0	0	0	0	.000
	Saskatoon Angels	1	0	6	0	0	0	0	1.000
	Hill United Chiefs	1	0	0	0	0	0	0	.000
	Hill United Chiefs	1	0	4	0	0	0	0	1.000
	Singapore	1	1	0	0	0	0	0	1.000
	Israel	1	0	6	0	0	0	0	1.000
	Canada	1	1	0	0	0	0	0	1.000
	Argentina	1	0	4	0	0	0	0	1.000
	Argentina	1	1	1	0	0	0	0	1.000
	Canada	1	0	0	0	0	0	0	.000
	TOTAL 2024 NZ Blacksox		12	3	23	0	0	0	0



Cameron Watts	Batting	G	R	PA	AB	BB	SH	SF	HP	H	2B	3B	HR	RBI	SO	SB	CS	BA
	NY Gremlin	1	0	4	4	0	0	0	0	0	0	0	0	0	3	0	0	.000
	NY Gremlins	1	0	3	3	0	0	0	0	0	0	0	0	0	3	0	0	.000
	Tavistock	1	0	2	2	0	0	0	0	0	0	0	0	0	0	0	0	.000
	Tavistock	1	0	2	2	0	0	0	0	0	0	0	0	0	1	0	0	.000
	Ontario	1	0	2	2	0	0	0	0	0	0	0	0	0	1	0	0	.000
	Ontarion Select	1	0	2	2	0	0	0	0	0	0	0	0	0	2	0	0	.000
	Saskatoon Jacks	1	1	3	1	1	1	0	0	0	0	0	0	0	1	1	0	.000
	NY Gremlins	1	0	3	3	0	0	0	0	0	0	0	0	0	2	0	0	.000
	Saskatoon Angels	1	1	3	2	0	0	0	1	1	0	0	0	0	0	0	0	.500
	Hill United Chiefs	1	0	2	1	0	0	0	1	0	0	0	0	0	0	0	0	.000
	Hill United Chiefs	1	0	1	1	0	0	0	0	0	0	0	0	0	1	0	0	.000
	Singapore	1	0	1	0	0	1	0	0	0	0	0	0	0	0	0	0	.000
	Israel	1	1	0	0	0	0	0	0	0	0	0	0	0	0	0	0	.000
	Canada	1	0	1	1	0	0	0	0	0	0	0	0	0	1	0	0	.000
	Argentina	1	0	2	2	0	0	0	0	0	0	0	0	0	2	0	0	.000
	Hong Kong	1	2	3	2	1	0	0	0	1	0	0	1	2	1	0	0	.500
TOTAL 2024 NZ Blacksox		16	5	34	28	2	2	0	2	2	0	0	1	3	18	0	0	.071

Fielding	G	A	PO	E	PB	SB	CS	FA
Saskatoon Jacks	1	0	8	0	0	0	0	1.000
NY Gremlins	1	1	4	0	2	0	1	1.000
Hill United Chiefs	1	0	3	0	1	1	0	1.000
Singapore	1	0	4	1	0	0	0	.800
Israel	1	0	1	0	0	0	0	1.000
Argentina	1	2	7	0	1	1	1	1.000
Hong Kong	1	0	3	0	0	0	0	1.000
TOTAL 2024 NZ Blacksox		7	3	30	1	4	2	.971

Batting Statistics																		
2024 NZ Blacksox Super 8 International Tournament																		
Player	G	R	PA	AB	BB	SH	SF	HP	H	2B	3B	HR	RBI	SO	SB	CS	OBP	BA
Hohepa Monk	6	3	13	12	1	0	0	0	5	1	1	0	2	6	1	1	.462	.417
Reilly Makea	6	4	17	16	0	0	1	0	6	1	0	2	6	4	1	0	.412	.375
Ben Enoka	5	3	16	15	0	1	0	0	5	1	0	0	2	5	1	0	.400	.333
Cole Evans	5	4	15	13	2	0	0	0	4	1	0	1	1	2	1	0	.400	.308
Jerome Raemaki	5	3	14	11	3	0	0	0	3	1	0	1	3	3	0	0	.500	.273
Tane Mumu	6	3	14	12	0	2	0	0	3	1	0	0	1	1	1	0	.250	.250
Rhys Evans	6	1	12	10	0	1	0	1	2	0	1	0	0	5	0	0	.273	.200
Tyron Bartorillo	6	1	11	11	0	0	0	0	2	0	1	0	0	2	0	1	.273	.182
Thomas Enoka	6	2	18	16	2	0	0	0	2	1	0	0	1	3	0	0	.222	.125
Cameron Watts	5	2	12	8	1	1	0	2	1	0	0	0	1	4	0	0	.364	.125
Min 11 PA																		
Wayne Lauulu	5	2	8	8	0	0	0	0	3	0	0	1	1	1	0	0	.500	.375
Pita Rona	6	1	8	8	0	0	0	0	2	1	0	0	0	3	0	0	.375	.250
Te Wera Bishop	6	1	10	9	1	0	0	0	1	1	0	0	2	5	0	0	.200	.111
Liam Potts	3	0	1	1	0	0	0	0	0	0	0	0	0	1	0	0	.000	.000
Daniel Chapman	4	0	0	0	0	0	0	0	0	0	0	0	0	0	0	0	.000	.000
Nik Hayes	2	0	0	0	0	0	0	0	0	0	0	0	0	0	0	0	.000	.000
TOTALS	6	30	169	150	10	5	1	3	39	9	3	5	20	45	5	2	.354	.260
Pitching Statistics																		
Player	G	BF	W	L	IP	SO	BB	R	ER	H	2B	3B	HR	HB	WP	ERA		
Thomas Enoka	1	10	1	0	3	0	3	0	0	0	0	0	0	0	0	0.00		
Reilly Makea	1	8	0	0	2	1	2	1	0	0	0	0	0	0	1	0.00		
Liam Potts	3	42	2	0	10.2	12	3	2	1	7	0	2	0	2	0	0.66		
Pita Rona	4	53	1	0	14	9	6	3	2	6	1	0	0	1	1	1.00		
Daniel Chapman	4	24	1	0	6.1	12	4	1	1	2	1	0	0	0	0	1.11		
Nik Hayes	2	23	0	1	4	2	6	7	6	6	0	0	1	0	1	10.50		
TOTALS	6	160	5	1	40	36	24	14	10	21	2	2	1	3	3	1.75		

2024 NZ Blacksox Super 8 International Tournament								
Fielding Statistics								
Player	G	A	PO	E	PB	SB	CS	FA
Te Wera Bishop	3	1	22	0	0	0	1	1.000
Jerome Raemaki	5	0	22	0	0	0	0	1.000
Cole Evans	5	11	10	0	0	0	0	1.000
Cameron Watts	3	1	15	0	3	1	1	1.000
Pita Rona	6	0	12	0	0	0	0	1.000
Rhys Evans	6	8	2	0	0	0	0	1.000
Thomas Enoka	6	0	6	0	0	0	0	1.000
Hohepa Monk	4	0	5	0	0	0	0	1.000
Ben Enoka	5	1	4	0	0	0	0	1.000
Liam Potts	3	3	0	0	0	0	0	1.000
Reilly Makea	6	0	1	0	0	0	0	1.000
Tane Mumu	6	19	10	1	0	0	0	.967
Tyron Bartorillo	5	4	11	1	0	0	0	.938
Nik Hayes	2	0	0	1	0	0	0	.000
Daniel Chapman	4	0	0	0	0	0	0	.000
TOTALS	6	48	120	3	3	1	2	.982

Batting Statistics**2024 NZ Blacksox World Cup Qualifier**

Player	G	R	PA	AB	BB	SH	SF	HP	H	2B	3B	HR	RBI	SO	SB	CS	OBP	BA
Te Wera Bishop	7	3	16	14	2	0	0	0	6	1	0	3	7	7	0	0	.500	.429
Reilly Makea	7	4	22	20	1	1	0	0	8	0	0	2	5	6	0	0	.429	.400
Ben Enoka	6	4	19	12	7	0	0	0	4	1	0	2	5	3	1	1	.579	.333
Tyron Bartorillo	7	4	15	13	0	1	0	1	4	1	0	1	2	7	0	0	.357	.308
Cole Evans	7	5	19	14	5	0	0	0	4	0	0	3	7	5	1	1	.526	.286
Wayne Laulu	6	1	14	14	0	0	0	0	4	1	0	0	1	1	0	0	.286	.286
Thomas Enoka	7	3	22	16	4	2	0	0	4	1	0	0	1	4	0	0	.400	.250
Tane Mumu	7	3	16	13	3	0	0	0	3	1	0	0	0	3	3	0	.375	.231
Rhys Evans	7	2	19	18	0	0	0	1	2	0	0	0	3	4	1	0	.158	.111
Min 14 PA																		
Hohepa Monk	6	4	10	8	1	0	0	1	3	1	0	1	2	3	0	0	.500	.375
Cameron Watts	5	3	7	5	1	1	0	0	1	0	0	1	2	4	0	0	.333	.200
Pita Rona	6	1	5	5	0	0	0	0	1	0	0	1	3	3	0	0	.200	.200
Damon Creasy	7	2	5	4	1	0	0	0	0	0	0	0	0	2	1	0	.200	.000
Liam Potts	5	0	0	0	0	0	0	0	0	0	0	0	0	0	0	0	.000	.000
Nik Hayes	4	0	0	0	0	0	0	0	0	0	0	0	0	0	0	0	.000	.000
Daniel Chapman	4	0	0	0	0	0	0	0	0	0	0	0	0	0	0	0	.000	.000
TOTALS	7	39	189	156	25	5	0	3	44	7	0	14	38	52	7	2	.397	.282

Pitching Statistics

Player	G	BF	W	L	IP	R	ER	H	2B	3B	HR	BB	HB	SO	WP	ERA
Thomas Enoka	2	11	0	0	3.2	0	0	0	0	0	0	1	0	3	0	0.00
Liam Potts	5	38	2	1	9.1	1	1	8	3	1	0	4	0	14	1	0.75
Pita Rona	4	71	3	0	18.1	5	5	7	3	0	2	7	2	21	0	1.91
Daniel Chapman	4	27	0	1	6.1	3	2	4	1	0	0	3	0	11	4	2.21
Nik Hayes	3	20	0	0	4.1	3	2	4	0	0	1	3	0	6	0	3.23
TOTALS	7	167	5	2	42	12	10	23	7	1	3	18	2	55	5	1.67

2024 NZ Blacksox World Cup Qualifier								
Fielding Statistics								
Player	G	A	PO	E	PB	SB	CS	FA
Te Wera Bishop	6	2	39	0	0	0	2	1.000
Rhys Evans	7	15	4	0	0	0	0	1.000
Pita Rona	6	3	11	0	0	0	0	1.000
Thomas Enoka	7	1	5	0	0	0	0	1.000
Hohepa Monk	5	0	6	0	0	0	0	1.000
Ben Enoka	6	0	4	0	0	0	0	1.000
Damon Creasy	7	0	4	0	0	0	0	1.000
Reilly Makea	7	0	2	0	0	0	0	1.000
Daniel Chapman	4	1	0	0	0	0	0	1.000
Tyron Bartorillo	6	2	26	1	0	0	0	.966
Cameron Watts	4	2	15	1	1	1	1	.944
Cole Evans	7	6	4	1	0	0	0	.909
Tane Mumu	7	8	5	3	0	0	0	.813
Liam Potts	5	3	1	1	0	0	0	.800
Nik Hayes	3	0	0	0	0	0	0	.000
TOTALS	7	43	126	7	1	1	3	.960

Batting Statistics**2024 NZ Blacksox Over all Tour stats**

Player	G	R	PA	AB	BB	SH	SF	HP	H	2B	3B	HR	RBI	SO	SB	CS	OBP	BA
Te Wera Bishop	17	5	34	30	4	0	0	0	11	2	0	3	10	13	0	0	.441	.367
Hohepa Monk	18	9	37	31	4	0	0	2	11	2	2	1	4	14	1	1	.459	.355
Reilly Makea	19	10	53	48	3	1	1	0	16	2	1	4	14	14	1	0	.385	.333
Cole Evans	16	13	42	32	8	2	0	0	10	1	0	4	8	8	2	1	.550	.313
Tane Mumu	19	10	44	37	4	2	0	1	11	2	0	0	3	6	7	0	.405	.297
Ben Enoka	17	9	43	34	8	1	0	0	10	2	0	2	7	9	2	1	.452	.294
Rhys Evans	19	4	46	41	1	2	0	2	10	3	1	1	9	11	1	1	.295	.244
Tyron Bartorillo	19	5	41	37	2	1	0	1	9	3	1	1	2	12	0	1	.325	.243
Thomas Enoka	19	6	48	40	6	2	0	0	8	2	0	1	4	9	0	0	.304	.200
Cameron Watts	16	5	34	28	2	2	0	2	2	0	0	1	3	18	0	0	.188	.071
Min 32 PA																		
Jerome Raemaki	10	6	22	15	5	2	0	0	6	2	0	1	6	3	0	0	.600	.400
Wayne Laulu	16	3	28	26	2	0	0	0	10	1	0	1	4	3	0	0	.464	.385
Pita Rona	18	7	27	23	4	0	0	0	6	2	0	2	5	11	0	0	.407	.261
Damon Creasy	7	2	5	4	1	0	0	0	0	0	0	0	0	2	1	0	.200	.000
Liam Potts	11	0	1	1	0	0	0	0	0	0	0	0	0	1	0	0	.000	.000
Nik Hayes	9	0	0	0	0	0	0	0	0	0	0	0	0	0	0	0	.000	.000
Daniel Chapman	8	0	0	0	0	0	0	0	0	0	0	0	0	0	0	0	.000	.000
TOTALS	19	94	505	427	54	15	1	8	120	24	5	22	79	134	15	5	.394	.281

Pitching Statistics

Player	G	BF	W	L	IP	R	ER	H	2B	3B	HR	BB	HB	SO	WP	ERA
Thomas Enoka	5	39	1	0	10.2	0	0	3	0	0	0	5	0	8	0	0.00
Reilly Makea	1	8	0	0	2	1	0	0	0	0	0	2	0	1	1	0.00
Liam Potts	11	118	7	1	30	3	2	18	4	3	0	13	3	36	1	0.47
Pita Rona	12	146	4	0	38.1	8	7	14	4	0	2	16	3	41	1	1.28
Daniel Chapman	8	51	1	1	12.2	4	3	6	2	0	0	7	0	23	4	1.66
Nik Hayes	8	91	2	2	20.1	13	11	22	1	0	2	11	1	26	1	3.79
TOTALS	19	453	15	4	114	29	23	63	11	3	4	54	7	135	8	1.41

The Memories

